



Target Species





















Based on 194,342 complete checklists

378 species observed in Washington, US (region/US-WA) in **Apr** that you need for your **World Life List**

1. American Robin	62.06% frequency
2. American Crow	50.44%
3. Song Sparrow	48.87%
4. Dark-eyed Junco	38.80%
5. Mallard	38.24%
6. Black-capped Chickadee	36.71%
7. White-crowned Sparrow	36.03%
8. Red-winged Blackbird	35.64%
9. Spotted Towhee	34.92%
10. European Starling	34.62%
11. Canada Goose	32.53%
12. Northern Flicker	32.13%
13. House Finch	30.52%
14. Anna's Hummingbird	25.21%
15. Yellow-rumped Warbler	24.63%
16. Bald Eagle	24.03%
17. Violet-green Swallow	23.93%
18. Bufflehead	22.98%

19. Bewick's Wren	20.26%
20. Steller's Jay	19.72%
21. Chestnut-backed Chickadee	19.44%
22. American Goldfinch	18.75%
23. Great Blue Heron	18.62%
24. Red-breasted Nuthatch	18.12%
25. Common Raven	17.89%
26. Pine Siskin	17.82%
27. Tree Swallow	17.81%
28. Red-tailed Hawk	17.21%
29. Golden-crowned Sparrow	16.28%
30. Ruby-crowned Kinglet	15.95%
31. Glaucous-winged Gull	15.91%
32. Killdeer	15.58%
33. House Sparrow	15.09%
34. Rufous Hummingbird	15.08%
35. Savannah Sparrow	14.78%
36. Double-crested Cormorant	14.41%
37. Green-winged Teal	14.14%
38. Purple Finch	13.69%
39. Orange-crowned Warbler	13.07%
40. Bushtit	12.74%
41. American Wigeon	12.47%

42. Gadwall	12.42%
43. American Coot	12.26%
44. Downy Woodpecker	11.78%
45. Eurasian Collared-Dove	11.70%
46. Mourning Dove	11.54%
47. Rock Pigeon	11.24%
48. Barn Swallow	11.23%
49. Ring-necked Duck	11.14%
50. Marsh Wren	10.47%
51. Pacific Wren	10.43%
52. Osprey	9.95%
53. Northern Shoveler	9.89%
54. Common Yellowthroat	9.81%
55. Golden-crowned Kinglet	9.31%
56. Common Merganser	8.45%
57. Belted Kingfisher	8.14%
58. Brown-headed Cowbird	8.05%
59. Turkey Vulture	7.86%
60. Brown Creeper	7.86%
61. Wood Duck	7.74%
62. Common Loon	7.51%
63. Brewer's Blackbird	7.50%
64. Western Meadowlark	7.31%

65. Pied-billed Grebe	7.23% 
66. California Quail	7.13% 
67. Common Goldeneye	7.05% 
68. Horned Grebe	6.95% 
69. Surf Scoter	6.54% 
70. Greater Yellowlegs	6.37% 
71. Northern Harrier	6.35% 
72. Short-billed Gull	6.16% 
73. Black-billed Magpie	6.12% 
74. Northern Pintail	5.84% 
75. Pileated Woodpecker	5.82% 
76. Varied Thrush	5.74% 
77. Red-breasted Merganser	5.74% 
78. Hooded Merganser	5.66% 
79. Pigeon Guillemot	5.62% 
80. American Kestrel	5.54% 
81. Band-tailed Pigeon	5.36% 
82. Lesser Scaup	5.22% 
83. Cliff Swallow	5.19% 
84. Caspian Tern	5.06% 
85. Northern Rough-winged Swallow	5.00% 
86. Red-breasted Sapsucker	4.91% 
87. Pelagic Cormorant	4.79% 

88. Hairy Woodpecker	4.78%
89. California Scrub-Jay	4.64%
90. Cooper's Hawk	4.40%
91. Fox Sparrow	4.18%
92. Ring-billed Gull	4.16%
93. Cackling Goose	4.06%
94. Red-necked Grebe	3.87%
95. Cinnamon Teal	3.86%
96. Dunlin	3.68%
97. Wilson's Snipe	3.53%
98. Lincoln's Sparrow	3.35%
99. Ring-necked Pheasant	3.25%
100. Brant	3.22%
101. Say's Phoebe	3.21%
102. Virginia Rail	3.20%
103. Greater Scaup	3.07%
104. Western Grebe	2.92%
105. Least Sandpiper	2.87%
106. Rhinoceros Auklet	2.86%
107. Black-throated Gray Warbler	2.84%
108. Hutton's Vireo	2.83%
109. Harlequin Duck	2.73%
110. Wilson's Warbler	2.68%

111. Yellow-headed Blackbird	2.68%
112. Ruddy Duck	2.67%
113. Hermit Thrush	2.54%
114. Barrow's Goldeneye	2.48%
115. California Gull	2.44%
116. Western Bluebird	2.34%
117. Black-bellied Plover	2.21%
118. Bonaparte's Gull	2.18%
119. Chipping Sparrow	2.15%
120. Great Horned Owl	2.13%
121. Red Crossbill	2.11%
122. Evening Grosbeak	2.04%
123. Townsend's Warbler	2.03%
124. American Pipit	2.03%
125. Western Flycatcher	2.02%
126. Mountain Chickadee	1.95%
127. Lesser Goldfinch	1.90%
128. Western Sandpiper	1.88%
129. Brandt's Cormorant	1.83%
130. Horned Lark	1.82%
131. Northern House Wren	1.73%
132. Greater White-fronted Goose	1.66%
133. Western Gull	1.62%

134. Vesper Sparrow	1.54%
135. Mountain Bluebird	1.53%
136. Redhead	1.52%
137. Black Oystercatcher	1.51%
138. Cassin's Finch	1.51%
139. Nashville Warbler	1.51%
140. Black-necked Stilt	1.50%
141. Sharp-shinned Hawk	1.50%
142. Wild Turkey	1.50%
143. American White Pelican	1.49%
144. White-winged Scoter	1.48%
145. Townsend's Solitaire	1.46%
146. Pygmy Nuthatch	1.45%
147. Purple Martin	1.44%
148. Great Egret	1.42%
149. Vaux's Swift	1.37%
150. Merlin	1.32%
151. White-breasted Nuthatch	1.31%
152. Snow Goose	1.30%
153. Sandhill Crane	1.23%
154. Sora	1.18%
155. Peregrine Falcon	1.17%
156. Pacific Loon	1.15%

157. Whimbrel	1.13%
158. Cedar Waxwing	1.05%
159. Barred Owl	1.03%
160. Eurasian Wigeon	1.01%
161. Western Kingbird	1.01%
162. Swainson's Hawk	0.9895%
163. Marbled Murrelet	0.9890%
164. Red-throated Loon	0.9108%
165. Sanderling	0.8753%
166. Hammond's Flycatcher	0.8681%
167. Warbling Vireo	0.8536%
168. Canvasback	0.8506%
169. Brewer's Sparrow	0.8259%
170. Semipalmated Plover	0.8125%
171. White-throated Sparrow	0.8017%
172. Black Turnstone	0.8012%
173. American Bittern	0.7970%
174. Yellow Warbler	0.7713%
175. Short-billed Dowitcher	0.7636%
176. Ruffed Grouse	0.7548%
177. Calliope Hummingbird	0.7183%
178. Common Murre	0.7070%
179. Lesser Yellowlegs	0.7049%

180. Long-tailed Duck	0.6818%
181. Red-naped Sapsucker	0.6633%
182. Sage Thrasher	0.6530%
183. Cassin's Vireo	0.6525%
184. American Avocet	0.6447%
185. American Dipper	0.6442%
186. American Herring Gull	0.6350%
187. Long-billed Dowitcher	0.6005%
188. Sooty Grouse	0.5984%
189. Canyon Wren	0.5912%
190. Marbled Godwit	0.5825%
191. Eared Grebe	0.5645%
192. White-throated Swift	0.5501%
193. Long-billed Curlew	0.5074%
194. Rock Wren	0.5017%
195. Chukar	0.4945%
196. Western Tanager	0.4333%
197. Rough-legged Hawk	0.4276%
198. Sagebrush Sparrow	0.4276%
199. Spotted Sandpiper	0.4240%
200. Golden Eagle	0.4235%
201. Loggerhead Shrike	0.4209%
202. American Barn Owl	0.4199%

203. Trumpeter Swan	0.4086%
204. Bank Swallow	0.3900%
205. Black Scoter	0.3844%
206. Tundra Swan	0.3772%
207. Lewis's Woodpecker	0.3664%
208. Black Phoebe	0.3566%
209. Canada Jay	0.3509%
210. Black-headed Grosbeak	0.3365%
211. White-headed Woodpecker	0.3067%
212. Blue-winged Teal	0.2954%
213. Solitary Sandpiper	0.2923%
214. Green Heron	0.2820%
215. Prairie Falcon	0.2696%
216. Dusky Flycatcher	0.2629%
217. Northern Pygmy-Owl	0.2511%
218. Iceland Gull	0.2238%
219. MacGillivray's Warbler	0.2182%
220. Northern Shrike	0.2135%
221. Clark's Nutcracker	0.2094%
222. Short-eared Owl	0.1919%
223. Grasshopper Sparrow	0.1842%
224. Gray Flycatcher	0.1729%
225. Surfbird	0.1719%

226. Red Knot	0.1605%
227. Gray Partridge	0.1559%
228. Brown Pelican	0.1477%
229. Williamson's Sapsucker	0.1446%
230. Black-crowned Night Heron	0.1338%
231. Burrowing Owl	0.1250%
232. Western Screech-Owl	0.1225%
233. Dusky Grouse	0.1199%
234. Ferruginous Hawk	0.1163%
235. Willet	0.1096%
236. Clark's Grebe	0.1070%
237. Tricolored Blackbird	0.1045%
238. Ruddy Turnstone	0.1014%
239. Bullock's Oriole	0.1003%
240. Common Crane	0.0983%
241. Northern Saw-whet Owl	0.0967%
242. Sooty Shearwater	0.0931%
243. Acorn Woodpecker	0.0911%
244. Long-eared Owl	0.0823%
245. Red-necked Phalarope	0.0792%
246. Mountain Quail	0.0767%
247. Forster's Tern	0.0710%
248. Ruff	0.0705%

249. Harris's Sparrow	0.0638%
250. Ross's Goose	0.0633%
251. Snowy Plover	0.0607%
252. Black-footed Albatross	0.0587%
253. American Goshawk	0.0556%
254. Lazuli Bunting	0.0556%
255. Black-backed Woodpecker	0.0551%
256. Cassin's Auklet	0.0520%
257. Black-legged Kittiwake	0.0515%
258. Yellow-billed Loon	0.0504%
259. Pine Grosbeak	0.0473%
260. Lapland Longspur	0.0458%
261. Wandering Tattler	0.0448%
262. Tufted Puffin	0.0448%
263. Fork-tailed Storm-Petrel	0.0448%
264. Rock Sandpiper	0.0427%
265. Olive-sided Flycatcher	0.0427%
266. Greater Sage-Grouse	0.0406%
267. Glaucous Gull	0.0406%
268. Northern Fulmar	0.0401%
269. Blue Jay	0.0386%
270. Great Gray Owl	0.0371%
271. Pink-footed Shearwater	0.0345%

272. Ancient Murrelet	0.0314%
273. American Tree Sparrow	0.0298%
274. Sabine's Gull	0.0288%
275. Hermit Warbler	0.0283%
276. Lark Sparrow	0.0278%
277. Tufted Duck	0.0273%
278. Black-headed Gull	0.0273%
279. Wilson's Phalarope	0.0262%
280. Swamp Sparrow	0.0211%
281. Leach's Storm-Petrel	0.0201%
282. Franklin's Gull	0.0195%
283. Baird's Sandpiper	0.0185%
284. Western Wood-Pewee	0.0180%
285. Common Poorwill	0.0159%
286. Red Phalarope	0.0149%
287. Pomarine Jaeger	0.0149%
288. Pacific Golden-Plover	0.0144%
289. Red-shouldered Hawk	0.0144%
290. Gray-crowned Rosy-Finch	0.0144%
291. Redpoll	0.0144%
292. Black-chinned Hummingbird	0.0139%
293. White-tailed Kite	0.0139%
294. Bohemian Waxwing	0.0139%

295. Laughing Gull	0.0134%
296. White-faced Ibis	0.0134%
297. Yellow-bellied Sapsucker	0.0113%
298. Sharp-tailed Grouse	0.0108%
299. Common Tern	0.0108%
300. American Three-toed Woodpecker	0.0108%
301. Northern Mockingbird	0.0108%
302. Broad-winged Hawk	0.0103%
303. Short-tailed Shearwater	0.0098%
304. Arctic Loon	0.0093%
305. Swainson's Thrush	0.0093%
306. Heermann's Gull	0.0088%
307. Snowy Egret	0.0088%
308. White-winged Crossbill	0.0088%
309. Snow Bunting	0.0082%
310. Black-throated Blue Warbler	0.0077%
311. Northern Waterthrush	0.0072%
312. Parakeet Auklet	0.0067%
313. Lesser Black-backed Gull	0.0067%
314. Snowy Owl	0.0067%
315. Brambling	0.0067%
316. White-winged Dove	0.0062%
317. Spotted Owl	0.0062%









318. Pectoral Sandpiper	0.0057%
319. Slaty-backed Gull	0.0057%
320. Arctic Tern	0.0057%
321. Palm Warbler	0.0052%
322. Emperor Goose	0.0046%
323. Parasitic Jaeger	0.0046%
324. Semipalmated Sandpiper	0.0041%
325. Common Grackle	0.0041%
326. Laysan Albatross	0.0036%
327. Gyr Falcon	0.0036%
328. Little Gull	0.0031%
329. Black Tern	0.0031%
330. Manx Shearwater	0.0031%
331. Baikal Teal	0.0026%
332. Costa's Hummingbird	0.0026%
333. King Eider	0.0021%
334. Great-tailed Grackle	0.0021%
335. Rose-breasted Grosbeak	0.0021%
336. Long-tailed Jaeger	0.0015%
337. Flesh-footed Shearwater	0.0015%
338. Eurasian Skylark	0.0015%
339. Common Eider	0.0010%
340. American Golden-Plover	0.0010%

341. Scripps's Murrelet	0.0010%
342. Short-tailed Albatross	0.0010%
343. Boreal Owl	0.0010%
344. Eastern Kingbird	0.0010%
345. White-tailed Ptarmigan	0.0005%
346. Hudsonian Godwit	0.0005%
347. Horned Puffin	0.0005%
348. Thick-billed Murre	0.0005%
349. Elegant Tern	0.0005%
350. Western Cattle-Egret	0.0005%
351. Flammulated Owl	0.0005%
352. Ash-throated Flycatcher	0.0005%
353. Gray Catbird	0.0005%
354. Red-flanked Bluetail	0.0005%
355. Clay-colored Sparrow	0.0005%
356. Yellow-breasted Chat	0.0005%
357. Orchard Oriole	0.0005%
358. Hooded Oriole	0.0005%
359. Black-and-white Warbler	0.0005%
360. Garganey	0.0000%
361. Spruce Grouse	0.0000%
362. Allen's Hummingbird	0.0000%
363. Upland Sandpiper	0.0000%

364. Bar-tailed Godwit	0.0000%
365. Murphy's Petrel	0.0000%
366. Cocos Booby	0.0000%
367. Pinyon Jay	0.0000%
368. Boreal Chickadee	0.0000%
369. Brown Thrasher	0.0000%
370. White Wagtail	0.0000%
371. Black-throated Sparrow	0.0000%
372. Lark Bunting	0.0000%
373. Scott's Oriole	0.0000%
374. Hooded Warbler	0.0000%
375. Indigo Bunting	0.0000%
EXOTIC: PROVISIONAL	
376. Northern Bobwhite	0.0226% frequency
377. American Black Duck	0.0010%
378. Barnacle Goose	0.0005%
EXOTIC: ESCAPEE	
Muscovy Duck	0.0669% frequency
Mandarin Duck	0.0365%
Mute Swan	0.0180%
Graylag Goose	0.0052%
Indian Peafowl	0.0041%

Monk Parakeet	0.0026%
Red Junglefowl	0.0015%
Swan Goose	0.0010%
European Goldfinch	0.0010%
Helmeted Guineafowl	0.0005%
Green Pheasant	0.0005%
African Collared-Dove	0.0005%
Mitred Parakeet	0.0005%
Black Swan	0.0000%
Egyptian Goose	0.0000%
Scaled Quail	0.0000%
Whooper Swan	0.0000%

HYBRIDS

Western x Glaucous-winged Gull (hybrid)	5.03% frequency 
American Herring x Glaucous-winged Gull (hybrid)	0.0581% 
Domestic goose sp. x Canada Goose (hybrid)	0.0381% 
Eurasian x American Wigeon (hybrid)	0.0345% 
Red-naped x Red-breasted Sapsucker (hybrid)	0.0195% 
Black-capped x Mountain Chickadee (hybrid)	0.0129% 
White-crowned x Golden-crowned Sparrow (hybrid)	0.0103% 
Townsend's x Hermit Warbler (hybrid)	0.0082% 

Blue-winged x Cinnamon Teal (hybrid)	0.0057%
Glaucous x Glaucous-winged Gull (hybrid)	0.0052%
Ring-necked Duck x scaup sp. (hybrid)	0.0031%
Common x Barrow's Goldeneye (hybrid)	0.0031%
Wood Duck x Mallard (hybrid)	0.0026%
Mallard x Northern Pintail (hybrid)	0.0026%
Anna's x Rufous Hummingbird (hybrid)	0.0026%
Muscovy Duck x Mallard (hybrid)	0.0021%
Gadwall x Mallard (hybrid)	0.0021%
Western x Clark's Grebe (hybrid)	0.0021%
Graylag x Canada Goose (hybrid)	0.0015%
Tufted Duck x scaup sp. (hybrid)	0.0015%
Snow x Ross's Goose (hybrid)	0.0010%
American Wigeon x Green-winged Teal (hybrid)	0.0010%
Northern Pintail x Green-winged Teal (hybrid)	0.0010%
Ring-necked Duck x Greater Scaup (hybrid)	0.0010%
Gadwall x Green-winged Teal (hybrid)	0.0005%
Ring-necked Duck x Lesser Scaup (hybrid)	0.0005%
Bufflehead x Common Goldeneye (hybrid)	0.0005%
goldeneye sp. x Hooded Merganser (hybrid)	0.0005%
Anna's Hummingbird x Selasphorus sp. (hybrid)	0.0005%
American Herring x Glaucous Gull (hybrid)	0.0005%
Snow x Canada Goose (hybrid)	0.0000%

