



Target Species

Based on 152,867 complete checklists

392 species observed in Washington, US (region/US-WA) in Jul that you need for your **World Life List**

1. American Robin	53.51% frequency
2. American Crow	45.83%
3. Song Sparrow	41.72%
4. Black-capped Chickadee	34.47%
5. Spotted Towhee	33.34%
6. Dark-eyed Junco	31.14%
7. American Goldfinch	31.02%
8. Barn Swallow	29.10%
9. House Finch	28.12%
10. Northern Flicker	26.46%
11. Cedar Waxwing	26.07%
12. Red-breasted Nuthatch	23.15%
13. Violet-green Swallow	22.81%
14. Chestnut-backed Chickadee	22.36%
15. European Starling	22.18%
16. Swainson's Thrush	21.63%
17. White-crowned Sparrow	21.03%
18. Great Blue Heron	21.01%

19. Mallard	<u>19.72%</u>
20. Anna's Hummingbird	<u>18.63%</u>
21. Red-winged Blackbird	<u>17.80%</u>
22. Bald Eagle	<u>17.25%</u>
23. Bewick's Wren	<u>16.82%</u>
24. Canada Goose	<u>16.79%</u>
25. Steller's Jay	<u>16.63%</u>
26. House Sparrow	<u>15.64%</u>
27. Glaucous-winged Gull	<u>14.96%</u>
28. Mourning Dove	<u>14.77%</u>
29. Common Raven	<u>14.71%</u>
30. Black-headed Grosbeak	<u>14.54%</u>
31. Western Flycatcher	<u>14.17%</u>
32. Osprey	<u>13.98%</u>
33. Killdeer	<u>13.85%</u>
34. Western Wood-Pewee	<u>13.38%</u>
35. Belted Kingfisher	<u>13.16%</u>
36. Brown-headed Cowbird	<u>13.10%</u>
37. Common Yellowthroat	<u>12.72%</u>
38. Pine Siskin	<u>12.12%</u>
39. Rufous Hummingbird	<u>12.06%</u>
40. Tree Swallow	<u>11.90%</u>
41. Eurasian Collared-Dove	<u>10.97%</u>

42. Western Tanager	10.88%
43. Red-tailed Hawk	10.79%
44. Caspian Tern	10.49%
45. Rock Pigeon	10.41%
46. Purple Finch	10.41%
47. Downy Woodpecker	10.17%
48. Brown Creeper	10.00%
49. Willow Flycatcher	9.80%
50. Bushtit	8.89%
51. Yellow Warbler	8.80%
52. Turkey Vulture	8.61%
53. Cliff Swallow	8.51%
54. California Gull	8.50%
55. Pigeon Guillemot	8.46%
56. Savannah Sparrow	8.20%
57. Double-crested Cormorant	7.99%
58. Golden-crowned Kinglet	7.76%
59. Pacific Wren	6.90%
60. Warbling Vireo	6.79%
61. Band-tailed Pigeon	6.68%
62. Marsh Wren	6.47%
63. Brewer's Blackbird	6.44%
64. Wilson's Warbler	6.21%

65. Northern House Wren	6.09%
66. Northern Rough-winged Swallow	6.01%
67. Least Sandpiper	5.97%
68. Ring-billed Gull	5.88%
69. Yellow-rumped Warbler	5.88%
70. California Quail	5.87%
71. Purple Martin	5.74%
72. Spotted Sandpiper	5.70%
73. Chipping Sparrow	5.65%
74. Hairy Woodpecker	5.63%
75. Wood Duck	5.61%
76. Olive-sided Flycatcher	5.25%
77. Red Crossbill	5.24%
78. Pied-billed Grebe	4.99%
79. Rhinoceros Auklet	4.94%
80. Western Sandpiper	4.76%
81. Orange-crowned Warbler	4.54%
82. Vaux's Swift	4.41%
83. Pelagic Cormorant	4.25%
84. Eastern Kingbird	4.23%
85. Pileated Woodpecker	4.16%
86. American Kestrel	3.97%
87. Bullock's Oriole	3.89%

88. Lazuli Bunting	3.78%
89. Gadwall	3.74%
90. Heermann's Gull	3.59%
91. California Scrub-Jay	3.57%
92. Hermit Thrush	3.53%
93. Greater Yellowlegs	3.50%
94. Western Kingbird	3.23%
95. Cooper's Hawk	3.21%
96. American Coot	3.20%
97. Mountain Chickadee	3.20%
98. Red-breasted Sapsucker	2.91%
99. Black-billed Magpie	2.72%
100. Varied Thrush	2.70%
101. MacGillivray's Warbler	2.65%
102. Black-throated Gray Warbler	2.56%
103. Evening Grosbeak	2.50%
104. Bank Swallow	2.48%
105. American White Pelican	2.46%
106. Common Nighthawk	2.45%
107. Northern Harrier	2.43%
108. Gray Catbird	2.38%
109. Cassin's Finch	2.35%
110. Western Meadowlark	2.33%

111. Townsend's Warbler	2.33%
112. Virginia Rail	2.32%
113. Long-billed Dowitcher	2.24%
114. Common Merganser	2.23%
115. Canada Jay	2.14%
116. Black-chinned Hummingbird	2.13%
117. Hutton's Vireo	2.02%
118. Hooded Merganser	1.99%
119. Hammond's Flycatcher	1.87%
120. Black Oystercatcher	1.85%
121. Surf Scoter	1.79%
122. Common Murre	1.75%
123. Western Bluebird	1.72%
124. Calliope Hummingbird	1.71%
125. Lesser Goldfinch	1.64%
126. Marbled Murrelet	1.61%
127. Great Egret	1.59%
128. Cassin's Vireo	1.58%
129. Yellow-headed Blackbird	1.57%
130. White-breasted Nuthatch	1.57%
131. Western Gull	1.51%
132. Semipalmated Plover	1.49%
133. Yellow-breasted Chat	1.47%

134. Brown Pelican	1.47%
135. Pygmy Nuthatch	1.46%
136. Green Heron	1.44%
137. Say's Phoebe	1.38%
138. Red-eyed Vireo	1.28%
139. Clark's Nutcracker	1.28%
140. Common Loon	1.28%
141. Sooty Grouse	1.27%
142. Barred Owl	1.25%
143. Harlequin Duck	1.24%
144. Ruddy Duck	1.23%
145. Horned Lark	1.19%
146. Bonaparte's Gull	1.18%
147. Mountain Bluebird	1.18%
148. Cinnamon Teal	1.16%
149. Brandt's Cormorant	1.12%
150. Townsend's Solitaire	1.10%
151. Lesser Yellowlegs	1.10%
152. Great Horned Owl	1.08%
153. Red-naped Sapsucker	1.04%
154. Peregrine Falcon	1.03%
155. Semipalmated Sandpiper	1.01%
156. Dusky Flycatcher	0.9950%

157. Wilson's Snipe	0.9616%
158. Nashville Warbler	0.9505%
159. Wild Turkey	0.9499%
160. American Dipper	0.9126%
161. Vesper Sparrow	0.9001%
162. Veery	0.8903%
163. Lark Sparrow	0.8707%
164. Short-billed Gull	0.8543%
165. Fox Sparrow	0.8498%
166. American Pipit	0.8125%
167. Merlin	0.8027%
168. Black-bellied Plover	0.8007%
169. Sora	0.7458%
170. Green-winged Teal	0.7412%
171. Ring-necked Pheasant	0.7301%
172. Short-billed Dowitcher	0.7209%
173. Rock Wren	0.7157%
174. Swainson's Hawk	0.7130%
175. Ring-necked Duck	0.7117%
176. Northern Shoveler	0.6705%
177. Blue-winged Teal	0.6306%
178. White-winged Scoter	0.6221%
179. Western Grebe	0.6064%

180. Redhead	0.5940%
181. American Bittern	0.5789%
182. Black Swift	0.5744%
183. Ruby-crowned Kinglet	0.5717%
184. Sharp-shinned Hawk	0.5711%
185. American Barn Owl	0.5613%
186. Black-necked Stilt	0.5351%
187. Whimbrel	0.5260%
188. Lewis's Woodpecker	0.5246%
189. Tufted Puffin	0.4939%
190. Sanderling	0.4697%
191. American Wigeon	0.4592%
192. Black-crowned Night Heron	0.4311%
193. Lesser Scaup	0.4219%
194. Lincoln's Sparrow	0.3932%
195. Brewer's Sparrow	0.3683%
196. Ruffed Grouse	0.3650%
197. Williamson's Sapsucker	0.3572%
198. Wilson's Phalarope	0.3447%
199. Barrow's Goldeneye	0.3264%
200. Canyon Wren	0.3258%
201. Red-necked Grebe	0.3205%
202. Gray-crowned Rosy-Finch	0.3199%

203. Black Turnstone	0.3088%
204. Gray Flycatcher	0.3088%
205. American Three-toed Woodpecker	0.3068%
206. Marbled Godwit	0.2957%
207. Sooty Shearwater	0.2937%
208. Bufflehead	0.2911%
209. White-headed Woodpecker	0.2905%
210. Black Phoebe	0.2898%
211. Northern Pintail	0.2839%
212. White-throated Swift	0.2839%
213. Solitary Sandpiper	0.2813%
214. Ash-throated Flycatcher	0.2754%
215. Hermit Warbler	0.2747%
216. Black Tern	0.2669%
217. American Redstart	0.2551%
218. Pacific Loon	0.2499%
219. Red-necked Phalarope	0.2492%
220. Pine Grosbeak	0.2492%
221. Golden Eagle	0.2466%
222. Grasshopper Sparrow	0.2342%
223. Loggerhead Shrike	0.2283%
224. Common Goldeneye	0.2185%
225. Sage Thrasher	0.2178%

226. Ruddy Turnstone	0.2172%
227. Chukar	0.2126%
228. American Avocet	0.2087%
229. Black-backed Woodpecker	0.2034%
230. Eared Grebe	0.2028%
231. Northern Pygmy-Owl	0.1917%
232. Red-throated Loon	0.1891%
233. Greater Scaup	0.1884%
234. Forster's Tern	0.1877%
235. Dusky Grouse	0.1845%
236. Common Poorwill	0.1648%
237. Sandhill Crane	0.1648%
238. Pectoral Sandpiper	0.1609%
239. Prairie Falcon	0.1374%
240. Cassin's Auklet	0.1321%
241. Horned Grebe	0.1256%
242. Baird's Sandpiper	0.1223%
243. Sagebrush Sparrow	0.1223%
244. Willet	0.1197%
245. Gray Partridge	0.1145%
246. White-tailed Ptarmigan	0.1138%
247. Clark's Grebe	0.1138%
248. Trumpeter Swan	0.1093%

249. Wandering Tattler	0.1073%
250. American Goshawk	0.1060%
251. Western Screech-Owl	0.1040%
252. Least Flycatcher	0.1014%
253. Brant	0.0981%
254. Parasitic Jaeger	0.0955%
255. Tricolored Blackbird	0.0955%
256. Fork-tailed Storm-Petrel	0.0903%
257. Northern Fulmar	0.0883%
258. Surfbird	0.0864%
259. Snowy Plover	0.0857%
260. Pink-footed Shearwater	0.0857%
261. Black-footed Albatross	0.0831%
262. Boreal Chickadee	0.0772%
263. Bobolink	0.0759%
264. Burrowing Owl	0.0720%
265. Long-billed Curlew	0.0706%
266. Dunlin	0.0680%
267. Leach's Storm-Petrel	0.0680%
268. Canvasback	0.0615%
269. Northern Waterthrush	0.0615%
270. Acorn Woodpecker	0.0608%
271. Flammulated Owl	0.0549%

272. Ferruginous Hawk	0.0530%
273. Short-eared Owl	0.0530%
274. Tundra Swan	0.0504%
275. Black-legged Kittiwake	0.0491%
276. Green-tailed Towhee	0.0484%
277. Common Tern	0.0477%
278. Red Knot	0.0465%
279. Horned Puffin	0.0465%
280. Northern Saw-whet Owl	0.0445%
281. Snow Goose	0.0425%
282. Mountain Quail	0.0425%
283. White-winged Crossbill	0.0425%
284. South Polar Skua	0.0406%
285. Clay-colored Sparrow	0.0406%
286. Pomarine Jaeger	0.0393%
287. Sabine's Gull	0.0373%
288. Red-breasted Merganser	0.0366%
289. Red-necked Stint	0.0366%
290. Spruce Grouse	0.0360%
291. Franklin's Gull	0.0353%
292. Red Phalarope	0.0334%
293. Long-eared Owl	0.0334%
294. Arctic Tern	0.0308%

295. Bar-tailed Godwit	0.0301%
296. Indigo Bunting	0.0262%
297. Northern Mockingbird	0.0249%
298. Manx Shearwater	0.0236%
299. Hooded Warbler	0.0222%
300. Greater White-fronted Goose	0.0216%
301. Ancient Murrelet	0.0209%
302. Cackling Goose	0.0203%
303. American Herring Gull	0.0177%
304. Great Gray Owl	0.0177%
305. Long-tailed Duck	0.0150%
306. Black-throated Sparrow	0.0150%
307. Stilt Sandpiper	0.0124%
308. Long-tailed Jaeger	0.0124%
309. Short-tailed Shearwater	0.0124%
310. Ruff	0.0118%
311. Least Tern	0.0111%
312. Red-shouldered Hawk	0.0111%
313. Snowy Egret	0.0105%
314. Painted Bunting	0.0105%
315. Black Scoter	0.0098%
316. Blue-gray Gnatcatcher	0.0098%
317. Rose-breasted Grosbeak	0.0098%

318. Pacific Golden-Plover	0.0092%
319. Hudsonian Godwit	0.0092%
320. Spotted Owl	0.0092%
321. Eurasian Wigeon	0.0085%
322. Flesh-footed Shearwater	0.0085%
323. Northern Hawk Owl	0.0085%
324. Great-tailed Grackle	0.0072%
325. White-faced Ibis	0.0059%
326. King Eider	0.0052%
327. Laughing Gull	0.0052%
328. Golden-crowned Sparrow	0.0052%
329. Sharp-tailed Grouse	0.0046%
330. White-winged Dove	0.0046%
331. Lesser Nighthawk	0.0039%
332. Scripps's Murrelet	0.0039%
333. Laysan Albatross	0.0039%
334. Boreal Owl	0.0039%
335. Greater Sage-Grouse	0.0033%
336. Elegant Tern	0.0033%
337. Short-tailed Albatross	0.0033%
338. Eurasian Skylark	0.0033%
339. Hooded Oriole	0.0033%
340. Northern Parula	0.0033%






341. American Golden-Plover	0.0026%
342. Guadalupe Murrelet	0.0026%
343. Snowy Owl	0.0026%
344. Chestnut-collared Longspur	0.0026%
345. Bay-breasted Warbler	0.0026%
346. Chestnut-sided Warbler	0.0026%
347. Wilson's Storm-Petrel	0.0020%
348. Crested Caracara	0.0020%
349. Blue Jay	0.0020%
350. White-throated Sparrow	0.0020%
351. Tennessee Warbler	0.0020%
352. Ross's Goose	0.0013%
353. Buff-breasted Sandpiper	0.0013%
354. Long-billed Murrelet	0.0013%
355. Lesser Black-backed Gull	0.0013%
356. Slaty-backed Gull	0.0013%
357. Yellow-billed Loon	0.0013%
358. Cocos Booby	0.0013%
359. White-tailed Kite	0.0013%
360. Eastern Wood-Pewee	0.0013%
361. Eastern Phoebe	0.0013%
362. Bohemian Waxwing	0.0013%
363. Black-and-white Warbler	0.0013%

364. Piping Plover	0.0007%
365. Sharp-tailed Sandpiper	0.0007%
366. Thick-billed Murre	0.0007%
367. Little Gull	0.0007%
368. Glaucous Gull	0.0007%
369. Western Cattle-Egret	0.0007%
370. Scissor-tailed Flycatcher	0.0007%
371. Lapland Longspur	0.0007%
372. Lark Bunting	0.0007%
373. Baltimore Oriole	0.0007%
374. Emperor Goose	0.0000%
375. Falcated Duck	0.0000%
376. Yellow-billed Cuckoo	0.0000%
377. Broad-tailed Hummingbird	0.0000%
378. Purple Gallinule	0.0000%
379. Upland Sandpiper	0.0000%
380. Curlew Sandpiper	0.0000%
381. White-rumped Sandpiper	0.0000%
382. Red-legged Kittiwake	0.0000%
383. Magnificent Frigatebird	0.0000%
384. Red-footed Booby	0.0000%
385. Rough-legged Hawk	0.0000%
386. White-eyed Vireo	0.0000%

387. Eastern Yellow Wagtail	0.0000%
388. Common Grackle	0.0000%
389. Ovenbird	0.0000%
390. Black-throated Green Warbler	0.0000%
EXOTIC: PROVISIONAL	
391. Northern Bobwhite	0.0249% frequency
392. American Black Duck	0.0033%
EXOTIC: ESCAPEE	
Muscovy Duck	0.0549% frequency
Mute Swan	0.0236%
Monk Parakeet	0.0072%
Indian Peafowl	0.0065%
Red Junglefowl	0.0059%
Graylag Goose	0.0046%
Budgerigar	0.0026%
Mitred Parakeet	0.0026%
Swan Goose	0.0020%
Mandarin Duck	0.0020%
Cockatiel	0.0013%
Red-rumped Parrot	0.0013%
White-cheeked Pintail	0.0007%
African Collared-Dove	0.0007%

Northern Red Bishop	0.0007%
Helmeted Guineafowl	0.0000%
Golden Pheasant	0.0000%
Blue-and-yellow Macaw	0.0000%
Swinhoe's White-eye	0.0000%

HYBRIDS

Western x Glaucous-winged Gull (hybrid)	3.71% frequency 
Townsend's x Hermit Warbler (hybrid)	0.0706% 
Domestic goose sp. x Canada Goose (hybrid)	0.0412% 
Red-naped x Red-breasted Sapsucker (hybrid)	0.0347% 
Graylag x Canada Goose (hybrid)	0.0052% 
Black-capped x Mountain Chickadee (hybrid)	0.0052% 
Wood Duck x Mallard (hybrid)	0.0013%
Mallard x American Black Duck (hybrid)	0.0013%
Lazuli x Indigo Bunting (hybrid)	0.0013%
Graylag x Swan Goose (hybrid)	0.0007%
Swan Goose x Canada Goose (hybrid)	0.0007%
Anna's x Costa's Hummingbird (hybrid)	0.0007%
Anna's x Rufous Hummingbird (hybrid)	0.0007%
Western x Clark's Grebe (hybrid)	0.0007%
Yellow-bellied x Red-naped Sapsucker (hybrid)	0.0007%
Violet-green x Northern Rough-winged Swallow (hybrid)	0.0007%

Barn x Cliff Swallow (hybrid)	0.0007%
Violet-green x Cliff Swallow (hybrid)	0.0007%
MacGillivray's Warbler x Common Yellowthroat (hybrid)	0.0007%
Black-throated Gray x Townsend's Warbler (hybrid)	0.0007%
Ring-necked Duck x Lesser Scaup (hybrid)	0.0000%
Black-chinned x Calliope Hummingbird (hybrid)	0.0000%
Black-chinned x Rufous Hummingbird (hybrid)	0.0000%