



Target Species

Based on 141,185 complete checklists

413 species observed in Washington, US (region/US-WA) in Oct that you need for your World Life List

1. American Crow	48.61% frequency
2. Song Sparrow	47.12%
3. Northern Flicker	42.78%
4. Dark-eyed Junco	42.11%
5. American Robin	40.43%
6. Black-capped Chickadee	39.14%
7. Mallard	32.93%
8. Spotted Towhee	32.38%
9. House Finch	28.91%
10. Steller's Jay	28.41%
11. European Starling	26.95%
12. Great Blue Heron	26.68%
13. Anna's Hummingbird	24.56%
14. Canada Goose	23.14%
15. Double-crested Cormorant	22.70%
16. Glaucous-winged Gull	21.99%
17. Golden-crowned Kinglet	21.25%
18. Red-breasted Nuthatch	20.88%

19. Golden-crowned Sparrow	20.09%
20. Belted Kingfisher	19.72%
21. Chestnut-backed Chickadee	19.20%
22. Common Raven	18.55%
23. Bewick's Wren	18.55%
24. American Wigeon	18.50%
25. Ruby-crowned Kinglet	17.73%
26. White-crowned Sparrow	17.63%
27. Bald Eagle	17.45%
28. Red-winged Blackbird	16.55%
29. Red-tailed Hawk	16.19%
30. Yellow-rumped Warbler	15.74%
31. American Goldfinch	15.64%
32. Pacific Wren	13.56%
33. Killdeer	13.46%
34. California Gull	13.21%
35. Horned Grebe	12.97%
36. Ring-billed Gull	12.93%
37. Rock Pigeon	12.75%
38. Pied-billed Grebe	12.32%
39. Short-billed Gull	12.11%
40. Green-winged Teal	12.02%
41. Surf Scoter	11.54%

42. House Sparrow	11.15%
43. American Coot	11.07%
44. Downy Woodpecker	10.66%
45. Fox Sparrow	10.16%
46. Common Loon	10.06%
47. Gadwall	9.45%
48. Pine Siskin	9.39%
49. Western Grebe	9.30%
50. Cedar Waxwing	9.20%
51. Cackling Goose	9.12%
52. Northern Shoveler	8.70%
53. Brown Creeper	8.68%
54. Northern Harrier	8.49%
55. Northern Pintail	8.01%
56. Savannah Sparrow	7.85%
57. Varied Thrush	7.70%
58. Eurasian Collared-Dove	7.63%
59. Bushtit	7.60%
60. Pelagic Cormorant	7.57%
61. Bufflehead	7.14%
62. Marsh Wren	6.85%
63. Hooded Merganser	6.67%
64. Red-necked Grebe	6.64%

65. Cooper's Hawk	6.49%
66. California Scrub-Jay	6.47%
67. Mourning Dove	6.46%
68. Ring-necked Duck	6.09%
69. Black-billed Magpie	5.91%
70. Heermann's Gull	5.90%
71. Common Merganser	5.66%
72. Wood Duck	5.61%
73. American Kestrel	5.61%
74. American Pipit	5.20%
75. Hairy Woodpecker	4.87%
76. California Quail	4.62%
77. Bonaparte's Gull	4.51%
78. Pigeon Guillemot	4.49%
79. Snow Goose	4.49%
80. Greater Yellowlegs	4.42%
81. White-winged Scoter	4.37%
82. Pileated Woodpecker	4.24%
83. Harlequin Duck	4.23%
84. Rhinoceros Auklet	4.02%
85. Brewer's Blackbird	4.02%
86. Purple Finch	3.93%
87. Lincoln's Sparrow	3.93%

88. Pacific Loon	3.93%
89. Red-breasted Merganser	3.39%
90. Wilson's Snipe	3.38%
91. Common Murre	3.34%
92. Sharp-shinned Hawk	3.31%
93. Brandt's Cormorant	3.23%
94. Greater White-fronted Goose	3.20%
95. Western Meadowlark	3.14%
96. Merlin	3.09%
97. Long-billed Dowitcher	3.08%
98. Lesser Scaup	3.01%
99. Ruddy Duck	3.00%
100. Dunlin	2.98%
101. Red Crossbill	2.95%
102. Greater Scaup	2.89%
103. Peregrine Falcon	2.81%
104. Virginia Rail	2.72%
105. Black-bellied Plover	2.69%
106. Great Egret	2.66%
107. Red-breasted Sapsucker	2.60%
108. American Herring Gull	2.60%
109. Hermit Thrush	2.58%
110. Black Turnstone	2.44%

111. Mountain Chickadee	2.38%
112. Western Gull	2.38%
113. Red-throated Loon	2.00%
114. Band-tailed Pigeon	1.90%
115. Townsend's Warbler	1.87%
116. White-throated Sparrow	1.83%
117. Least Sandpiper	1.70%
118. Evening Grosbeak	1.68%
119. Sandhill Crane	1.68%
120. Hutton's Vireo	1.67%
121. Orange-crowned Warbler	1.63%
122. White-breasted Nuthatch	1.56%
123. Western Sandpiper	1.56%
124. Marbled Murrelet	1.52%
125. Lesser Goldfinch	1.51%
126. Turkey Vulture	1.49%
127. Northern Shrike	1.48%
128. Osprey	1.43%
129. Brown Pelican	1.42%
130. Great Horned Owl	1.41%
131. Canvasback	1.34%
132. Sanderling	1.32%
133. Pygmy Nuthatch	1.28%

134. Ring-necked Pheasant	1.24%
135. Eurasian Wigeon	1.22%
136. Iceland Gull	1.20%
137. American White Pelican	1.20%
138. Canada Jay	1.19%
139. Barn Swallow	1.19%
140. Eared Grebe	1.15%
141. American Dipper	1.14%
142. Barred Owl	1.13%
143. Western Bluebird	1.13%
144. Black Oystercatcher	1.10%
145. Wild Turkey	1.04%
146. Caspian Tern	1.02%
147. Common Yellowthroat	1.00%
148. Horned Lark	0.9803%
149. Pectoral Sandpiper	0.9682%
150. Marbled Godwit	0.8570%
151. Common Goldeneye	0.8528%
152. Black Scoter	0.8315%
153. Barrow's Goldeneye	0.7685%
154. Trumpeter Swan	0.7522%
155. Redhead	0.7473%
156. Clark's Nutcracker	0.7253%

157. Parasitic Jaeger	0.7239%
158. Violet-green Swallow	0.7140%
159. Long-tailed Duck	0.6785%
160. Lesser Yellowlegs	0.6467%
161. American Barn Owl	0.6445%
162. Rough-legged Hawk	0.6240%
163. Lapland Longspur	0.6035%
164. Townsend's Solitaire	0.6006%
165. Black Phoebe	0.5688%
166. Surfbird	0.5567%
167. Spotted Sandpiper	0.5468%
168. Northern Pygmy-Owl	0.5440%
169. Brown-headed Cowbird	0.5192%
170. Tundra Swan	0.4986%
171. American Bittern	0.4887%
172. Green Heron	0.4830%
173. Ruffed Grouse	0.4675%
174. Short-billed Dowitcher	0.4384%
175. Golden Eagle	0.4236%
176. Northern Saw-whet Owl	0.4037%
177. Cassin's Finch	0.3988%
178. Semipalmated Plover	0.3896%
179. Mountain Bluebird	0.3889%

180. Canyon Wren	0.3853%
181. Red-shouldered Hawk	0.3839%
182. Cinnamon Teal	0.3825%
183. Rock Wren	0.3400%
184. Willet	0.3272%
185. Ancient Murrelet	0.3039%
186. Lewis's Woodpecker	0.2975%
187. Snow Bunting	0.2727%
188. Blue-winged Teal	0.2677%
189. Gray-crowned Rosy-Finch	0.2578%
190. Black-legged Kittiwake	0.2571%
191. Black-throated Gray Warbler	0.2521%
192. Sooty Grouse	0.2458%
193. Short-eared Owl	0.2387%
194. Sooty Shearwater	0.2380%
195. Tropical Kingbird	0.2366%
196. Chukar	0.2118%
197. Vaux's Swift	0.2047%
198. Brant	0.1997%
199. White-headed Woodpecker	0.1990%
200. Yellow Warbler	0.1969%
201. Franklin's Gull	0.1919%
202. Prairie Falcon	0.1912%

203. Northern Fulmar	0.1856%
204. Whimbrel	0.1842%
205. Palm Warbler	0.1806%
206. Sharp-tailed Sandpiper	0.1750%
207. Black-crowned Night Heron	0.1742%
208. Red Knot	0.1735%
209. American Golden-Plover	0.1679%
210. Bar-tailed Godwit	0.1664%
211. Clark's Grebe	0.1664%
212. Chipping Sparrow	0.1664%
213. Acorn Woodpecker	0.1608%
214. Ruddy Turnstone	0.1572%
215. Sora	0.1551%
216. Swamp Sparrow	0.1537%
217. Pine Grosbeak	0.1509%
218. Common Tern	0.1487%
219. Pacific Golden-Plover	0.1388%
220. Sabine's Gull	0.1339%
221. Wilson's Warbler	0.1296%
222. Cassin's Auklet	0.1268%
223. Yellow-headed Blackbird	0.1254%
224. Swainson's Thrush	0.1140%
225. Western Tanager	0.1133%

226. Short-tailed Shearwater	0.1126%
227. American Goshawk	0.1126%
228. Blue Jay	0.1126%
229. Burrowing Owl	0.1069%
230. American Three-toed Woodpecker	0.1069%
231. Gray Partridge	0.1062%
232. Red-necked Phalarope	0.1020%
233. Say's Phoebe	0.1013%
234. Pomarine Jaeger	0.0992%
235. Western Screech-Owl	0.0970%
236. Slaty-backed Gull	0.0963%
237. Red Phalarope	0.0949%
238. American Tree Sparrow	0.0935%
239. Black-necked Stilt	0.0921%
240. Snowy Plover	0.0885%
241. Pink-footed Shearwater	0.0836%
242. King Eider	0.0793%
243. Clay-colored Sparrow	0.0779%
244. Black-footed Albatross	0.0772%
245. Long-billed Curlew	0.0751%
246. Fork-tailed Storm-Petrel	0.0723%
247. Blue-gray Gnatcatcher	0.0723%
248. Dusky Grouse	0.0715%

249. Long-eared Owl	0.0680%
250. Boreal Owl	0.0673%
251. Orchard Oriole	0.0652%
252. Baird's Sandpiper	0.0645%
253. Black-backed Woodpecker	0.0645%
254. Spruce Grouse	0.0602%
255. Rock Sandpiper	0.0602%
256. Bohemian Waxwing	0.0602%
257. Rufous Hummingbird	0.0595%
258. Leach's Storm-Petrel	0.0595%
259. Buller's Shearwater	0.0588%
260. Red-naped Sapsucker	0.0581%
261. Harris's Sparrow	0.0567%
262. White-winged Crossbill	0.0553%
263. Scissor-tailed Flycatcher	0.0503%
264. Buff-breasted Sandpiper	0.0496%
265. Boreal Chickadee	0.0496%
266. Lesser Black-backed Gull	0.0482%
267. Red-footed Booby	0.0482%
268. Common Poorwill	0.0446%
269. American Avocet	0.0446%
270. Cocos Booby	0.0446%
271. Loggerhead Shrike	0.0446%

272. Mountain Quail	0.0439%
273. Wandering Tattler	0.0418%
274. Northern Wheatear	0.0397%
275. White-tailed Ptarmigan	0.0375%
276. Nazca Booby	0.0375%
277. Hammond's Flycatcher	0.0354%
278. Warbling Vireo	0.0354%
279. South Polar Skua	0.0326%
280. Northern Waterthrush	0.0312%
281. Cassin's Vireo	0.0305%
282. Vesper Sparrow	0.0298%
283. Broad-winged Hawk	0.0290%
284. Nashville Warbler	0.0290%
285. Little Gull	0.0283%
286. Northern House Wren	0.0283%
287. Redpoll	0.0283%
288. Common Eider	0.0276%
289. Black-tailed Gull	0.0276%
290. Yellow-billed Loon	0.0276%
291. Chestnut-collared Longspur	0.0276%
292. Hudsonian Godwit	0.0269%
293. Rusty Blackbird	0.0269%
294. Wilson's Plover	0.0241%

295. Ruff	0.0241%
296. Black-headed Grosbeak	0.0234%
297. Stilt Sandpiper	0.0227%
298. Western Flycatcher	0.0227%
299. Ross's Goose	0.0220%
300. White-faced Ibis	0.0220%
301. Indigo Bunting	0.0220%
302. Tree Swallow	0.0205%
303. Black-throated Blue Warbler	0.0198%
304. Tufted Puffin	0.0191%
305. Gray Catbird	0.0191%
306. Long-tailed Jaeger	0.0177%
307. Phainopepla	0.0163%
308. Emperor Goose	0.0156%
309. Swainson's Hawk	0.0156%
310. Eurasian Hobby	0.0149%
311. Northern Mockingbird	0.0149%
312. White-tailed Kite	0.0142%
313. Williamson's Sapsucker	0.0142%
314. Lark Sparrow	0.0135%
315. Rose-breasted Grosbeak	0.0135%
316. Dickcissel	0.0135%
317. MacGillivray's Warbler	0.0127%

318. Flesh-footed Shearwater	0.0120%
319. Ferruginous Hawk	0.0120%
320. Hooded Oriole	0.0120%
321. Forster's Tern	0.0113%
322. Bobolink	0.0113%
323. Western Cattle-Egret	0.0106%
324. Northern Hawk Owl	0.0106%
325. Ash-throated Flycatcher	0.0092%
326. Painted Bunting	0.0092%
327. Great Gray Owl	0.0085%
328. Sage Thrasher	0.0085%
329. Brambling	0.0085%
330. Sagebrush Sparrow	0.0085%
331. Glaucous Gull	0.0078%
332. Gyr Falcon	0.0078%
333. Eurasian Skylark	0.0078%
334. Greater Sage-Grouse	0.0071%
335. Eurasian Dotterel	0.0071%
336. Laysan Albatross	0.0071%
337. Green-tailed Towhee	0.0071%
338. Tufted Duck	0.0064%
339. Brewer's Sparrow	0.0064%
340. Tricolored Blackbird	0.0064%

341. Common Nighthawk	0.0057%
342. Wilson's Phalarope	0.0057%
343. Scripps's Murrelet	0.0057%
344. Elegant Tern	0.0057%
345. Cliff Swallow	0.0057%
346. Western Kingbird	0.0050%
347. Solitary Sandpiper	0.0043%
348. Horned Puffin	0.0043%
349. Laughing Gull	0.0043%
350. Manx Shearwater	0.0043%
351. Bank Swallow	0.0043%
352. LeConte's Sparrow	0.0043%
353. Black-headed Gull	0.0035%
354. Arctic Tern	0.0035%
355. Willow Flycatcher	0.0035%
356. Yellow-throated Vireo	0.0035%
357. Northern Rough-winged Swallow	0.0035%
358. Little Bunting	0.0035%
359. Cassin's Sparrow	0.0035%
360. Bullock's Oriole	0.0035%
361. Black Swift	0.0028%
362. Parakeet Auklet	0.0028%
363. Magnificent Frigatebird	0.0028%












364. Little Blue Heron	0.0028%
365. Purple Martin	0.0028%
366. Grasshopper Sparrow	0.0028%
367. Field Sparrow	0.0028%
368. Great-tailed Grackle	0.0028%
369. Prothonotary Warbler	0.0028%
370. American Redstart	0.0028%
371. Lazuli Bunting	0.0028%
372. Black-chinned Hummingbird	0.0021%
373. Semipalmated Sandpiper	0.0021%
374. Great Shearwater	0.0021%
375. Snowy Egret	0.0021%
376. Snowy Owl	0.0021%
377. Western Wood-Pewee	0.0021%
378. Chestnut-sided Warbler	0.0021%
379. Blue Grosbeak	0.0021%
380. Calliope Hummingbird	0.0014%
381. Spotted Owl	0.0014%
382. Gray Flycatcher	0.0014%
383. Tennessee Warbler	0.0014%
384. White-throated Swift	0.0007%
385. Upland Sandpiper	0.0007%
386. Dusky Flycatcher	0.0007%

387. Vermilion Flycatcher	0.0007%
388. Eastern Kingbird	0.0007%
389. Pinyon Jay	0.0007%
390. White Wagtail	0.0007%
391. Yellow-breasted Chat	0.0007%
392. Ovenbird	0.0007%
393. Magnolia Warbler	0.0007%
394. Prairie Warbler	0.0007%
395. Hermit Warbler	0.0007%
396. Fulvous Whistling-Duck	0.0000%
397. White-winged Dove	0.0000%
398. Ruby-throated Hummingbird	0.0000%
399. Broad-billed Hummingbird	0.0000%
400. Gray-tailed Tattler	0.0000%
401. Marsh Sandpiper	0.0000%
402. Curlew Sandpiper	0.0000%
403. Thick-billed Murre	0.0000%
404. California Condor	0.0000%
405. Flammulated Owl	0.0000%
406. Eurasian Kestrel	0.0000%
407. Siberian Accentor	0.0000%
408. Lark Bunting	0.0000%
409. Common Grackle	0.0000%

410. Black-and-white Warbler	0.0000%
411. Blackburnian Warbler	0.0000%
EXOTIC: PROVISIONAL	
412. American Black Duck	0.0113% frequency
413. Eurasian Tree Sparrow	0.0064%
EXOTIC: ESCAPEE	
Muscovy Duck	0.1077% frequency
Mute Swan	0.0354%
Mandarin Duck	0.0227%
Graylag Goose	0.0127%
Indian Peafowl	0.0043%
Swan Goose	0.0021%
Black-and-white Mannikin	0.0021%
Helmeted Guineafowl	0.0014%
Budgerigar	0.0014%
Monk Parakeet	0.0014%
Mitred Parakeet	0.0014%
Black Swan	0.0007%
Golden Pheasant	0.0007%
Red Junglefowl	0.0007%
Cockatiel	0.0007%
Red-masked Parakeet	0.0007%

Gray Crowned-Crane	0.0000%
Red-rumped Parrot	0.0000%
Swinhoe's White-eye	0.0000%
Whooper Swan	0.0000%
Northern Bobwhite	0.0000%

HYBRIDS

Western x Glaucous-winged Gull (hybrid)	8.06% frequency 
American Herring x Glaucous-winged Gull (hybrid)	0.1990% 
Eurasian x American Wigeon (hybrid)	0.1020% 
Domestic goose sp. x Canada Goose (hybrid)	0.0609% 
Black-capped x Mountain Chickadee (hybrid)	0.0142% 
Red-naped x Red-breasted Sapsucker (hybrid)	0.0120% 
Muscovy Duck x Mallard (hybrid)	0.0106% 
Glaucous x Glaucous-winged Gull (hybrid)	0.0057% 
White-crowned x Golden-crowned Sparrow (hybrid)	0.0057% 
Western x Clark's Grebe (hybrid)	0.0050% 
White-crowned x White-throated Sparrow (hybrid)	0.0050% 
Graylag x Canada Goose (hybrid)	0.0043%
Wood Duck x Mallard (hybrid)	0.0028%
Snow x Ross's Goose (hybrid)	0.0014%
American Wigeon x Mallard (hybrid)	0.0014%

Mallard x Northern Pintail (hybrid)	0.0014%
Greater White-fronted x Cackling Goose (hybrid)	0.0007%
Gadwall x Mallard (hybrid)	0.0007%
Golden-crowned x White-throated Sparrow (hybrid)	0.0007%
Black-throated Gray x Townsend's Warbler (hybrid)	0.0007%
Townsend's x Hermit Warbler (hybrid)	0.0007%
Song x Swamp Sparrow (hybrid)	0.0000%