



Target Species

Based on 141,185 complete checklists

413 species observed in Washington, US (region/US-WA) in Oct that you need for your World Life List

1. Fulvous Whistling-Duck	0.0000% frequency
2. Emperor Goose	0.0156%
3. Snow Goose	4.49%
4. Ross's Goose	0.0220%
5. Greater White-fronted Goose	3.20%
6. Brant	0.1997%
7. Cackling Goose	9.12%
8. Canada Goose	23.14%
9. Trumpeter Swan	0.7522%
10. Tundra Swan	0.4986%
11. Wood Duck	5.61%
12. Blue-winged Teal	0.2677%
13. Cinnamon Teal	0.3825%
14. Northern Shoveler	8.70%
15. Gadwall	9.45%
16. Eurasian Wigeon	1.22%
17. American Wigeon	18.50%
18. Mallard	32.93%

19. Northern Pintail	8.01%
20. Green-winged Teal	12.02%
21. Canvasback	1.34%
22. Redhead	0.7473%
23. Ring-necked Duck	6.09%
24. Tufted Duck	0.0064%
25. Greater Scaup	2.89%
26. Lesser Scaup	3.01%
27. King Eider	0.0793%
28. Common Eider	0.0276%
29. Harlequin Duck	4.23%
30. Surf Scoter	11.54%
31. White-winged Scoter	4.37%
32. Black Scoter	0.8315%
33. Long-tailed Duck	0.6785%
34. Bufflehead	7.14%
35. Common Goldeneye	0.8528%
36. Barrow's Goldeneye	0.7685%
37. Hooded Merganser	6.67%
38. Common Merganser	5.66%
39. Red-breasted Merganser	3.39%
40. Ruddy Duck	3.00%
41. Mountain Quail	0.0439%

42. California Quail	4.62%
43. Wild Turkey	1.04%
44. Ruffed Grouse	0.4675%
45. Greater Sage-Grouse	0.0071%
46. Dusky Grouse	0.0715%
47. Sooty Grouse	0.2458%
48. White-tailed Ptarmigan	0.0375%
49. Spruce Grouse	0.0602%
50. Gray Partridge	0.1062%
51. Ring-necked Pheasant	1.24%
52. Chukar	0.2118%
53. Rock Pigeon	12.75%
54. Band-tailed Pigeon	1.90%
55. Eurasian Collared-Dove	7.63%
56. White-winged Dove	0.0000%
57. Mourning Dove	6.46%
58. Common Nighthawk	0.0057%
59. Common Poorwill	0.0446%
60. Black Swift	0.0028%
61. Vaux's Swift	0.2047%
62. White-throated Swift	0.0007%
63. Ruby-throated Hummingbird	0.0000%
64. Black-chinned Hummingbird	0.0021%

65. Anna's Hummingbird	24.56%
66. Calliope Hummingbird	0.0014%
67. Rufous Hummingbird	0.0595%
68. Broad-billed Hummingbird	0.0000%
69. Virginia Rail	2.72%
70. Sora	0.1551%
71. American Coot	11.07%
72. Sandhill Crane	1.68%
73. Black-necked Stilt	0.0921%
74. American Avocet	0.0446%
75. Black Oystercatcher	1.10%
76. Black-bellied Plover	2.69%
77. American Golden-Plover	0.1679%
78. Pacific Golden-Plover	0.1388%
79. Eurasian Dotterel	0.0071%
80. Killdeer	13.46%
81. Semipalmated Plover	0.3896%
82. Wilson's Plover	0.0241%
83. Snowy Plover	0.0885%
84. Upland Sandpiper	0.0007%
85. Whimbrel	0.1842%
86. Long-billed Curlew	0.0751%
87. Bar-tailed Godwit	0.1664%

88. Hudsonian Godwit	0.0269%
89. Marbled Godwit	0.8570%
90. Short-billed Dowitcher	0.4384%
91. Long-billed Dowitcher	3.08%
92. Wilson's Snipe	3.38%
93. Wilson's Phalarope	0.0057%
94. Red Phalarope	0.0949%
95. Red-necked Phalarope	0.1020%
96. Spotted Sandpiper	0.5468%
97. Solitary Sandpiper	0.0043%
98. Gray-tailed Tattler	0.0000%
99. Wandering Tattler	0.0418%
100. Marsh Sandpiper	0.0000%
101. Lesser Yellowlegs	0.6467%
102. Willet	0.3272%
103. Greater Yellowlegs	4.42%
104. Ruddy Turnstone	0.1572%
105. Black Turnstone	2.44%
106. Red Knot	0.1735%
107. Surfbird	0.5567%
108. Ruff	0.0241%
109. Sharp-tailed Sandpiper	0.1750%
110. Curlew Sandpiper	0.0000%

111. Stilt Sandpiper	0.0227%
112. Buff-breasted Sandpiper	0.0496%
113. Sanderling	1.32%
114. Dunlin	2.98%
115. Rock Sandpiper	0.0602%
116. Baird's Sandpiper	0.0645%
117. Least Sandpiper	1.70%
118. Pectoral Sandpiper	0.9682%
119. Western Sandpiper	1.56%
120. Semipalmated Sandpiper	0.0021%
121. Long-tailed Jaeger	0.0177%
122. Parasitic Jaeger	0.7239%
123. Pomarine Jaeger	0.0992%
124. South Polar Skua	0.0326%
125. Rhinoceros Auklet	4.02%
126. Tufted Puffin	0.0191%
127. Horned Puffin	0.0043%
128. Cassin's Auklet	0.1268%
129. Parakeet Auklet	0.0028%
130. Marbled Murrelet	1.52%
131. Pigeon Guillemot	4.49%
132. Thick-billed Murre	0.0000%
133. Common Murre	3.34%







134. Ancient Murrelet	0.3039%
135. Scripps's Murrelet	0.0057%
136. Little Gull	0.0283%
137. Black-legged Kittiwake	0.2571%
138. Sabine's Gull	0.1339%
139. Bonaparte's Gull	4.51%
140. Black-headed Gull	0.0035%
141. Laughing Gull	0.0043%
142. Franklin's Gull	0.1919%
143. Black-tailed Gull	0.0276%
144. Heermann's Gull	5.90%
145. Short-billed Gull	12.11%
146. Ring-billed Gull	12.93%
147. Western Gull	2.38%
148. American Herring Gull	2.60%
149. Glaucous Gull	0.0078%
150. Lesser Black-backed Gull	0.0482%
151. California Gull	13.21%
152. Glaucous-winged Gull	21.99%
153. Slaty-backed Gull	0.0963%
154. Iceland Gull	1.20%
155. Caspian Tern	1.02%
156. Forster's Tern	0.0113%

157. Arctic Tern	0.0035%
158. Common Tern	0.1487%
159. Elegant Tern	0.0057%
160. Pied-billed Grebe	12.32%
161. Horned Grebe	12.97%
162. Red-necked Grebe	6.64%
163. Eared Grebe	1.15%
164. Western Grebe	9.30%
165. Clark's Grebe	0.1664%
166. Red-throated Loon	2.00%
167. Pacific Loon	3.93%
168. Common Loon	10.06%
169. Yellow-billed Loon	0.0276%
170. Laysan Albatross	0.0071%
171. Black-footed Albatross	0.0772%
172. Fork-tailed Storm-Petrel	0.0723%
173. Leach's Storm-Petrel	0.0595%
174. Northern Fulmar	0.1856%
175. Pink-footed Shearwater	0.0836%
176. Flesh-footed Shearwater	0.0120%
177. Great Shearwater	0.0021%
178. Buller's Shearwater	0.0588%
179. Sooty Shearwater	0.2380%

180. Short-tailed Shearwater	0.1126%
181. Manx Shearwater	0.0043%
182. Magnificent Frigatebird	0.0028%
183. Red-footed Booby	0.0482%
184. Cocos Booby	0.0446%
185. Nazca Booby	0.0375%
186. Brandt's Cormorant	3.23%
187. Pelagic Cormorant	7.57%
188. Double-crested Cormorant	22.70%
189. White-faced Ibis	0.0220%
190. American Bittern	0.4887%
191. Black-crowned Night Heron	0.1742%
192. Little Blue Heron	0.0028%
193. Snowy Egret	0.0021%
194. Green Heron	0.4830%
195. Western Cattle-Egret	0.0106%
196. Great Egret	2.66%
197. Great Blue Heron	26.68%
198. American White Pelican	1.20%
199. Brown Pelican	1.42%
200. California Condor	0.0000%
201. Turkey Vulture	1.49%
202. Osprey	1.43%

203. White-tailed Kite	0.0142%
204. Golden Eagle	0.4236%
205. Sharp-shinned Hawk	3.31%
206. Cooper's Hawk	6.49%
207. American Goshawk	0.1126%
208. Northern Harrier	8.49%
209. Bald Eagle	17.45%
210. Broad-winged Hawk	0.0290%
211. Red-shouldered Hawk	0.3839%
212. Swainson's Hawk	0.0156%
213. Red-tailed Hawk	16.19%
214. Rough-legged Hawk	0.6240%
215. Ferruginous Hawk	0.0120%
216. American Barn Owl	0.6445%
217. Flammulated Owl	0.0000%
218. Western Screech-Owl	0.0970%
219. Snowy Owl	0.0021%
220. Great Horned Owl	1.41%
221. Northern Hawk Owl	0.0106%
222. Northern Pygmy-Owl	0.5440%
223. Burrowing Owl	0.1069%
224. Spotted Owl	0.0014%
225. Barred Owl	1.13%

226. Great Gray Owl	0.0085%
227. Long-eared Owl	0.0680%
228. Short-eared Owl	0.2387%
229. Boreal Owl	0.0673%
230. Northern Saw-whet Owl	0.4037%
231. Belted Kingfisher	19.72%
232. Williamson's Sapsucker	0.0142%
233. Red-naped Sapsucker	0.0581%
234. Red-breasted Sapsucker	2.60%
235. Lewis's Woodpecker	0.2975%
236. Acorn Woodpecker	0.1608%
237. American Three-toed Woodpecker	0.1069%
238. Black-backed Woodpecker	0.0645%
239. Downy Woodpecker	10.66%
240. Hairy Woodpecker	4.87%
241. White-headed Woodpecker	0.1990%
242. Pileated Woodpecker	4.24%
243. Northern Flicker	42.78%
244. Eurasian Kestrel	0.0000%
245. American Kestrel	5.61%
246. Merlin	3.09%
247. Eurasian Hobby	0.0149%
248. Gyrfalcon	0.0078%

249. Peregrine Falcon	2.81% 
250. Prairie Falcon	0.1912% 
251. Western Wood-Pewee	0.0021%
252. Willow Flycatcher	0.0035%
253. Hammond's Flycatcher	0.0354% 
254. Gray Flycatcher	0.0014%
255. Dusky Flycatcher	0.0007%
256. Western Flycatcher	0.0227% 
257. Black Phoebe	0.5688% 
258. Say's Phoebe	0.1013% 
259. Vermilion Flycatcher	0.0007%
260. Ash-throated Flycatcher	0.0092% 
261. Tropical Kingbird	0.2366% 
262. Western Kingbird	0.0050% 
263. Eastern Kingbird	0.0007%
264. Scissor-tailed Flycatcher	0.0503% 
265. Hutton's Vireo	1.67% 
266. Yellow-throated Vireo	0.0035%
267. Cassin's Vireo	0.0305%
268. Warbling Vireo	0.0354% 
269. Loggerhead Shrike	0.0446% 
270. Northern Shrike	1.48% 
271. Canada Jay	1.19% 

272. Pinyon Jay	0.0007%
273. Steller's Jay	28.41%
274. Blue Jay	0.1126%
275. California Scrub-Jay	6.47%
276. Black-billed Magpie	5.91%
277. Clark's Nutcracker	0.7253%
278. American Crow	48.61%
279. Common Raven	18.55%
280. Black-capped Chickadee	39.14%
281. Mountain Chickadee	2.38%
282. Chestnut-backed Chickadee	19.20%
283. Boreal Chickadee	0.0496%
284. Eurasian Skylark	0.0078%
285. Horned Lark	0.9803%
286. Bank Swallow	0.0043%
287. Tree Swallow	0.0205%
288. Violet-green Swallow	0.7140%
289. Purple Martin	0.0028%
290. Northern Rough-winged Swallow	0.0035%
291. Barn Swallow	1.19%
292. Cliff Swallow	0.0057%
293. Bushtit	7.60%
294. Ruby-crowned Kinglet	17.73%

295. Golden-crowned Kinglet	21.25%
296. White-breasted Nuthatch	1.56%
297. Pygmy Nuthatch	1.28%
298. Red-breasted Nuthatch	20.88%
299. Brown Creeper	8.68%
300. Blue-gray Gnatcatcher	0.0723%
301. Rock Wren	0.3400%
302. Canyon Wren	0.3853%
303. Northern House Wren	0.0283%
304. Pacific Wren	13.56%
305. Marsh Wren	6.85%
306. Bewick's Wren	18.55%
307. American Dipper	1.14%
308. European Starling	26.95%
309. Gray Catbird	0.0191%
310. Sage Thrasher	0.0085%
311. Northern Mockingbird	0.0149%
312. Western Bluebird	1.13%
313. Mountain Bluebird	0.3889%
314. Townsend's Solitaire	0.6006%
315. Varied Thrush	7.70%
316. Swainson's Thrush	0.1140%
317. Hermit Thrush	2.58%

318. American Robin	40.43%
319. Northern Wheatear	0.0397%
320. Bohemian Waxwing	0.0602%
321. Cedar Waxwing	9.20%
322. Phainopepla	0.0163%
323. Siberian Accentor	0.0000%
324. House Sparrow	11.15%
325. White Wagtail	0.0007%
326. American Pipit	5.20%
327. Brambling	0.0085%
328. Evening Grosbeak	1.68%
329. Pine Grosbeak	0.1509%
330. Gray-crowned Rosy-Finch	0.2578%
331. House Finch	28.91%
332. Purple Finch	3.93%
333. Cassin's Finch	0.3988%
334. Redpoll	0.0283%
335. Red Crossbill	2.95%
336. White-winged Crossbill	0.0553%
337. Pine Siskin	9.39%
338. Lesser Goldfinch	1.51%
339. American Goldfinch	15.64%
340. Lapland Longspur	0.6035%

341. Chestnut-collared Longspur	0.0276%
342. Snow Bunting	0.2727%
343. Little Bunting	0.0035%
344. Cassin's Sparrow	0.0035%
345. Grasshopper Sparrow	0.0028%
346. Chipping Sparrow	0.1664%
347. Clay-colored Sparrow	0.0779%
348. Field Sparrow	0.0028%
349. Brewer's Sparrow	0.0064%
350. Lark Sparrow	0.0135%
351. Lark Bunting	0.0000%
352. American Tree Sparrow	0.0935%
353. Fox Sparrow	10.16%
354. Dark-eyed Junco	42.11%
355. White-crowned Sparrow	17.63%
356. Golden-crowned Sparrow	20.09%
357. Harris's Sparrow	0.0567%
358. White-throated Sparrow	1.83%
359. Sagebrush Sparrow	0.0085%
360. Vesper Sparrow	0.0298%
361. LeConte's Sparrow	0.0043%
362. Savannah Sparrow	7.85%
363. Song Sparrow	47.12%

364. Lincoln's Sparrow	3.93%
365. Swamp Sparrow	0.1537%
366. Green-tailed Towhee	0.0071%
367. Spotted Towhee	32.38%
368. Yellow-breasted Chat	0.0007%
369. Yellow-headed Blackbird	0.1254%
370. Bobolink	0.0113%
371. Western Meadowlark	3.14%
372. Orchard Oriole	0.0652%
373. Hooded Oriole	0.0120%
374. Bullock's Oriole	0.0035%
375. Red-winged Blackbird	16.55%
376. Tricolored Blackbird	0.0064%
377. Brown-headed Cowbird	0.5192%
378. Rusty Blackbird	0.0269%
379. Brewer's Blackbird	4.02%
380. Common Grackle	0.0000%
381. Great-tailed Grackle	0.0028%
382. Ovenbird	0.0007%
383. Northern Waterthrush	0.0312%
384. Black-and-white Warbler	0.0000%
385. Prothonotary Warbler	0.0028%
386. Tennessee Warbler	0.0014%

387. Orange-crowned Warbler	1.63%
388. Nashville Warbler	0.0290%
389. MacGillivray's Warbler	0.0127%
390. Common Yellowthroat	1.00%
391. American Redstart	0.0028%
392. Magnolia Warbler	0.0007%
393. Blackburnian Warbler	0.0000%
394. Yellow Warbler	0.1969%
395. Chestnut-sided Warbler	0.0021%
396. Black-throated Blue Warbler	0.0198%
397. Palm Warbler	0.1806%
398. Yellow-rumped Warbler	15.74%
399. Prairie Warbler	0.0007%
400. Black-throated Gray Warbler	0.2521%
401. Townsend's Warbler	1.87%
402. Hermit Warbler	0.0007%
403. Wilson's Warbler	0.1296%
404. Western Tanager	0.1133%
405. Rose-breasted Grosbeak	0.0135%
406. Black-headed Grosbeak	0.0234%
407. Blue Grosbeak	0.0021%
408. Lazuli Bunting	0.0028%
409. Indigo Bunting	0.0220%

410. Painted Bunting	0.0092%
411. Dickcissel	0.0135%
EXOTIC: PROVISIONAL	
412. American Black Duck	0.0113% frequency
413. Eurasian Tree Sparrow	0.0064%
EXOTIC: ESCAPEE	
Graylag Goose	0.0127% frequency
Swan Goose	0.0021%
Mute Swan	0.0354%
Black Swan	0.0007%
Muscovy Duck	0.1077%
Mandarin Duck	0.0227%
Helmeted Guineafowl	0.0014%
Golden Pheasant	0.0007%
Indian Peafowl	0.0043%
Red Junglefowl	0.0007%
Gray Crowned-Crane	0.0000%
Cockatiel	0.0007%
Red-rumped Parrot	0.0000%
Budgerigar	0.0014%
Monk Parakeet	0.0014%
Mitred Parakeet	0.0014%

Red-masked Parakeet	0.0007%
Swinhoe's White-eye	0.0000%
Black-and-white Mannikin	0.0021%
Whooper Swan	0.0000%
Northern Bobwhite	0.0000%

HYBRIDS

Snow x Ross's Goose (hybrid)	0.0014% frequency
Greater White-fronted x Cackling Goose (hybrid)	0.0007%
Graylag x Canada Goose (hybrid)	0.0043%
Domestic goose sp. x Canada Goose (hybrid)	0.0609%
Eurasian x American Wigeon (hybrid)	0.1020%
Muscovy Duck x Mallard (hybrid)	0.0106%
Wood Duck x Mallard (hybrid)	0.0028%
Gadwall x Mallard (hybrid)	0.0007%
American Wigeon x Mallard (hybrid)	0.0014%
Mallard x Northern Pintail (hybrid)	0.0014%
Western x Glaucous-winged Gull (hybrid)	8.06%
American Herring x Glaucous-winged Gull (hybrid)	0.1990%
Glaucous x Glaucous-winged Gull (hybrid)	0.0057%
Western x Clark's Grebe (hybrid)	0.0050%
Red-naped x Red-breasted Sapsucker (hybrid)	0.0120%

Black-capped x Mountain Chickadee (hybrid)	0.0142%
White-crowned x Golden-crowned Sparrow (hybrid)	0.0057%
White-crowned x White-throated Sparrow (hybrid)	0.0050%
Golden-crowned x White-throated Sparrow (hybrid)	0.0007%
Song x Swamp Sparrow (hybrid)	0.0000%
Black-throated Gray x Townsend's Warbler (hybrid)	0.0007%
Townsend's x Hermit Warbler (hybrid)	0.0007%